

Open a New Chapter in China's Audio DSP


Easy Conference Incorporate Solution

 Dante®



Shenzhen Cretone Audio Technology Co.,Ltd.

 National Service Hotline: +86-755-8528-0469

 Add: 3rd Floor, Building B, Tiange Technology Park, Huangfengling Industrial Avenue, Baoan District, Shenzhen

 Web: www.cretoneaudio.com

Audio Algorithm Symbiosis Platform

Exclusive custom native UI

Diversified OEM/ODM



CATALOGUE

Product Overview	03
Features	04

AV Processing Center

MDP108	05
MDP108D	07
MDP1016	09
MDP1016D	11

Control Panel

NCP-1	13
NCP-3	13
NCP-4	13

Software











Overview	14
Audio processing platform	14
Camera pan/tilt operation platform	15
Control logic operation platform	15
User-defined interface production platform	16

Solution

Solution introduction	18
Independent channel analog microphone	19
Daisy chain conference system	21
Analog + Dante network	23

Product Overview

The Cretone AV Processing Center is designed to address the requirements of integrating audio processors, HDMI matrix and USB 3.0 hardware solutions with popular video conferencing software such as Tencent Meeting and Zoom. The purpose is to enhance the overall audio-visual experience and provide users with seamless integration between these hardware components and software platforms.

-  ATS automatic threshold sensing automatic mixing technology
-  Fully microphone-enabled voice-activated camera tracking technology
-  Full-duplex echo cancellation + noise suppression algorithm
-  4 HDMI inputs, 1 HDMI output, 1 TypeC video capture
-  Supports 4K 60Hz 4:4:4
-  25x25 input and output audio mixing processing
-  Both local sound system and remote conferencing
-  Compatible with cloud conference platform and hardware remote conference platform
-  Support Type-C audio and video capture and USB3.0 audio playback and recording
-  Supports Dante digital protocol, enabling efficient and low-latency digital transmission



Features

01

Versatility

- Integrates audio processor, HDMI switch distributor, and audio video capture card;
- Meets local and remote conference needs, compatible with cloud conference and hardware remote terminal scenarios;

02

High-quality audio and video transmission

- Built-in acoustic echo cancellation, adaptive filter, active noise suppression and other advanced technologies;
- Each channel supports high and low pass, EQ, AGC, compressor, feedback suppression and other adjustments;
- Provides automatic mixer, limiter, segmented compressor, delay and other functions;

03

Video signal switching

- 4K 60Hz/4:4:4 HDMI video matrix, supports 4x1+1 seamless switching of signal sources;
- Built-in Type-C audio and video capture/3.0USB-HUB, convenient for expansion and connection;

04

Intelligent control and synchronization

- ATS automatic mixing technology communicates with the camera automatic tracking module to achieve automatic camera adjustment;
- Two-way communication with the video matrix ensures dual synchronization of the camera and video images;
- Seamlessly connects to mainstream video conferencing software such as Tencent Meeting, Feishu, and Zoom.

MDP108

Analog channels: 8x8

AV Processing Center

The overall solution we provide integrates an audio processor and an HDMI matrix, providing users with comprehensive audio and video processing and management capabilities to meet the needs of various scenarios. The audio processor supports 8 analog inputs and 8 analog outputs to ensure high-quality audio transmission and processing. Advanced audio processing technology solves the problems of echo and noise during multi-person interaction. At the same time, our solution also includes 4x1HDMI+1-channel Type-C seamless video switching, supports switching of multiple signal sources, and provides clear and smooth video images. Intelligent control and synchronization technology ensures dual synchronization of cameras and video images, improving viewing experience and communication efficiency. Seamlessly connect to mainstream video conferencing software such as Tencent Conference, Zoom, etc., to provide users with a convenient conference experience.



ATS automatic threshold sensing automatic mixing technology



25x25 input and output audio mixing processing



Fully microphone-enabled voice-activated camera tracking technology



Both local sound system and remote conferencing



Full-duplex echo cancellation + noise suppression algorithm



Compatible with cloud conference platform and hardware remote conference platform



4 HDMI inputs, 1 HDMI output, 1 TypeC video capture



Support Type-C audio and video capture and USB3.0 audio playback and recording

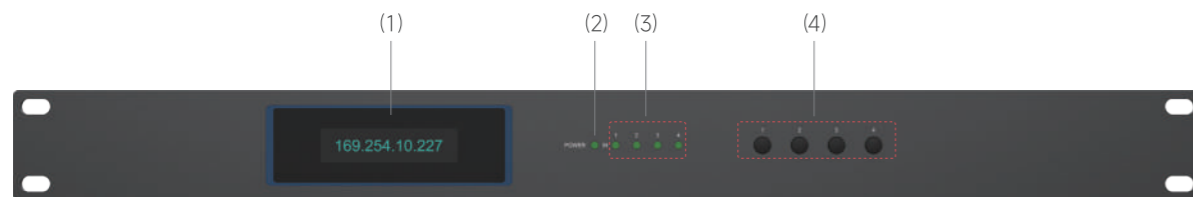


Supports 4K 60Hz 4:4:4

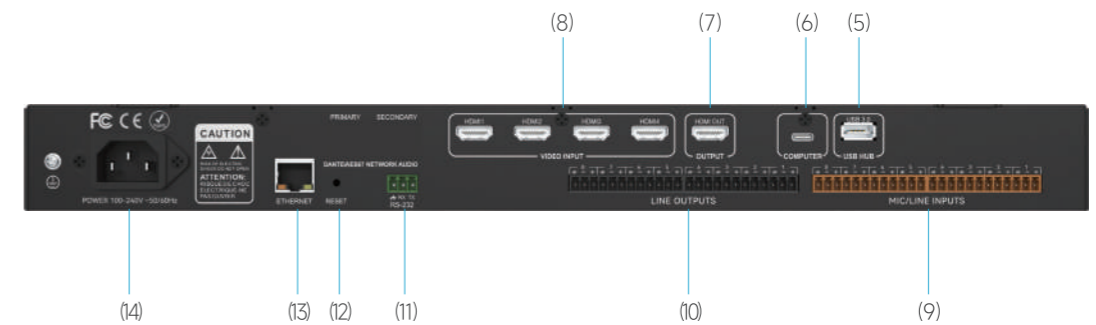


Supports Dante digital protocol, enabling efficient and low-latency digital transmission

Port Introduction



- (1) OLED display, the screen displays the device name, IP address, device version number, DSP input and output channel levels
- (2) POWER: power indicator
- (3) HDMI input channel indicator
- (4) HDMI input signal selection button



- (5) USB3.0 HUB: can connect USB microphones and USB cameras, and distribute their signals to Type-C
- (6) Type-C: has input and output functions, supports mainstream software video conferencing such as Tencent Conference, DingTalk Conference, Skype, Zoom, etc., and transmits local and remote audio and video signals to each other
- (7) 1 HDMI output: switch any signal of the input channel to this channel through the buttons and user interface on the front panel
- (8) 4K60Hz 4:4:4: can connect 4 HDMI signals
- (9) Analog Mic/line input: 8 balanced analog audio inputs, independent microphone amplifier, phantom power
- (10) Analog line output: 8 balanced analog outputs, level and mute can be independently controlled by software
- (11) RS-232: used for third-party control of this device or this device outputs RS-232 protocol to control third-party devices
- (12) RESET: used to restore factory settings
- (13) Control network: used to connect Open Designer software to program, manage and control the device
- (14) Power supply: accepts power from detachable IEC cable

Specifications

Audio Processing		Video Processing	
Analog input/output channel	8x8	HDMI Input	4
Processor	ADI SHARC 21489@450 MHz SIMD	USB 3.0 Input	1
DSP processing capacity	400 MIPS, 1.6 GFLOPS	Type-C Output	1
Input gain	0/3/6/9/12/15/18/21/24/27/30/33/36/39/42/45/48 dB	HDMI Output	1
Frequency response	20Hz~20kHz (+0.04~-0.3dB)	Video Resolution	4K 60Hz 4:4:4
Maximum level	+18dBu	Switching Mode	Seamless switching
Sampling rate	48 kHz, 24Bit		
THD+N	<0.001% (1kHz, +4dBu A-weighted)		
Device noise	≤-95dB (A-weighted)		
Input common-mode rejection ratio (CMRR)	≥81dB@1kHz, 0dBu		
Output crosstalk	<-92dB@1kHz,0 Gain		
Input dynamic range	≥113dB		
Output dynamic range	≥113dB		
Equipment parameters			
Operating power supply	110-240VAC		
Shipping weight	4KG		
Dimensions (W x D x H)	482 x 200 x 45mm		

MDP108D

Analog channels: 8x8
Dante channels: 16x16

AV Processing Center

The overall solution we provide integrates an audio processor and an HDMI matrix, providing users with comprehensive audio and video processing and management capabilities to meet the needs of various scenarios. The audio processor supports 8 analog inputs and 8 analog outputs to ensure high-quality audio transmission and processing. Advanced audio processing technology solves the problems of echo and noise during multi-person interaction. At the same time, our solution also includes 4x1HDMI+1-channel Type-C seamless video switching, supports switching of multiple signal sources, and provides clear and smooth video images. Intelligent control and synchronization technology ensures dual synchronization of cameras and video images, improving viewing experience and communication efficiency. Seamlessly connect to mainstream video conferencing software such as Tencent Conference, Zoom, etc., to provide users with a convenient conference experience.



ATS automatic threshold sensing automatic mixing technology

25x25 input and output audio mixing processing

Fully microphone-enabled voice-activated camera tracking technology

Both local sound system and remote conferencing

Full-duplex echo cancellation + noise suppression algorithm

Compatible with cloud conference platform and hardware remote conference platform

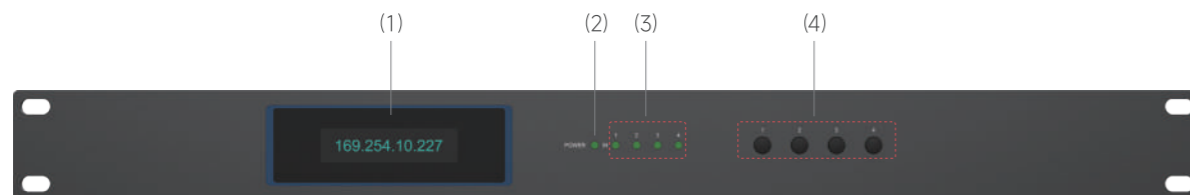
4 HDMI inputs, 1 HDMI output, 1 TypeC video capture

Support Type-C audio and video capture and USB3.0 audio playback and recording

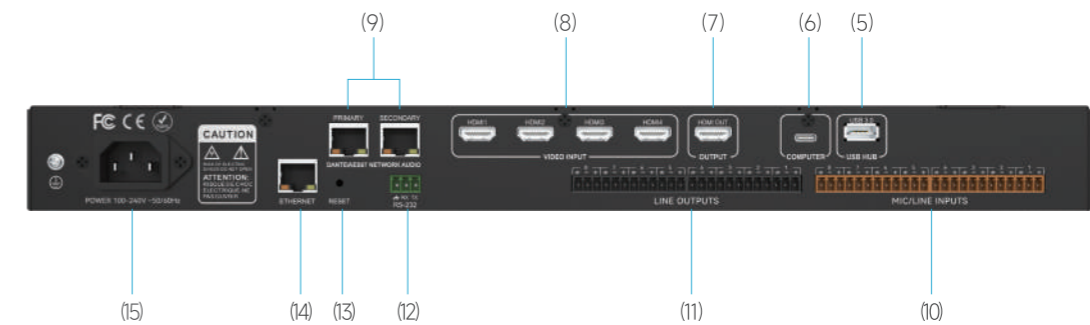
Supports 4K 60Hz 4:4:4

Supports Dante digital protocol, enabling efficient and low-latency digital transmission

Port Introduction



- (1) OLED display, the screen displays the device name, IP address, device version number, DSP input and output channel levels
- (2) POWER: power indicator
- (3) HDMI input channel indicator
- (4) HDMI input signal selection button



- (5) USB3.0 HUB: can connect USB microphones and USB cameras, and distribute their signals to Type-C
- (6) Type-C: has input and output functions, supports mainstream software video conferencing such as Tencent Conference, DingTalk Conference, Skype, Zoom, etc., and transmits local and remote audio and video signals to each other
- (7) 1 HDMI output: switch any signal of the input channel to this channel through the buttons and user interface on the front panel
- (8) 4K60Hz 4: 4: 4: can connect 4 HDMI signals
- (9) Dante port: provides 16x16 Dante network audio channels
- (10) Analog Mic/line input: 8 balanced analog audio inputs, independent microphone amplifier, phantom power
- (11) Analog line output: 8 balanced analog outputs, level and mute can be independently controlled by software
- (12) RS-232: used for third-party control of this device or this device outputs RS-232 protocol to control third-party devices
- (13) RESET: used to restore factory settings
- (14) Control network: used to connect Open Designer software to program, manage and control the device
- (15) Power supply: accepts power from detachable IEC cable

Specifications

Audio Processing		Video Processing	
Analog input/output channel	8x8	HDMI Input	4
Dante input/output channel	16x16	USB 3.0 Input	1
Processor	ADI SHARC 21489@450 MHz SIMD	Type-C Output	1
DSP processing capacity	400 MIPS, 1.6 GFLOPS	HDMI Output	1
Input gain	0/3/6/9/12/15/18/21/24/27/30/33/36/39/42/45/48 dB	Video Resolution	4K 60Hz 4:4:4
Frequency response	20Hz~20kHz (+0.04\ -0.3dB)	Switching Mode	Seamless switching
Maximum level	+18dBu		
Sampling rate	48 kHz, 24Bit		
THD+N	<0.001% (1kHz, +4dBu A-weighted)		
Device noise	≤-95dB (A-weighted)		
Input common-mode rejection ratio (CMRR)	≥81dB@1kHz, 0dBu		
Output crosstalk	<-92dB@1kHz,0 Gain		
Input dynamic range	≥113dB		
Output dynamic range	≥113dB		
Equipment parameters			
Operating power supply	110-240VAC		
Shipping weight	4KG		
Dimensions (W x D x H)	482 x 200 x 45mm		

MDP1016 Analog channels: 16x8

AV Processing Center

The overall solution we provide integrates an audio processor and an HDMI matrix, providing users with comprehensive audio and video processing and management capabilities to meet the needs of various scenarios. The audio processor supports 16 analog inputs and 8 analog outputs to ensure high-quality audio transmission and processing. Advanced audio processing technology solves the problems of echo and noise during multi-person interaction. At the same time, our solution also includes 4x1HDMI+1-channel Type-C seamless video switching, supports switching of multiple signal sources, and provides clear and smooth video images. Intelligent control and synchronization technology ensures dual synchronization of cameras and video images, improving viewing experience and communication efficiency. Seamlessly connect to mainstream video conferencing software such as Tencent Conference, Zoom, etc., to provide users with a convenient conference experience.



ATS automatic threshold sensing automatic mixing technology



25x25 input and output audio mixing processing



Fully microphone-enabled voice-activated camera tracking technology



Both local sound system and remote conferencing



Full-duplex echo cancellation + noise suppression algorithm



Compatible with cloud conference platform and hardware remote conference platform



4 HDMI inputs, 1 HDMI output, 1 TypeC video capture



Support Type-C audio and video capture and USB3.0 audio playback and recording

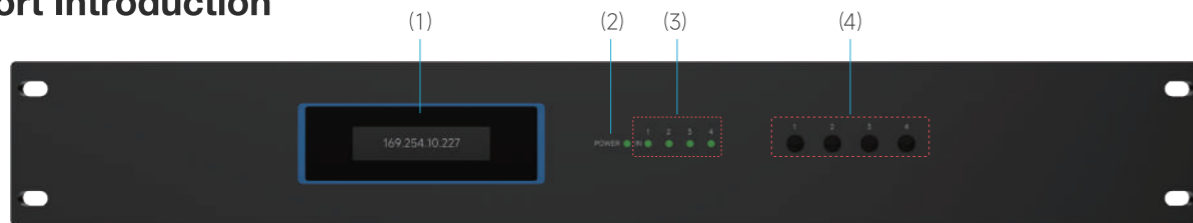


Supports 4K 60Hz 4:4:4

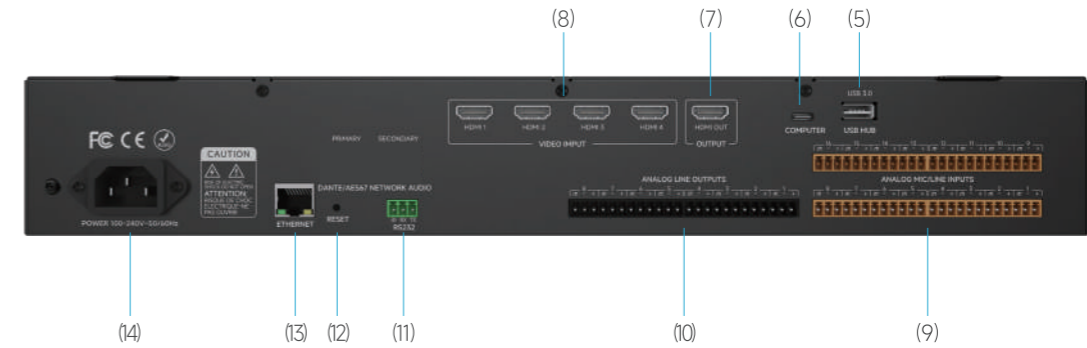


Supports Dante digital protocol, enabling efficient and low-latency digital transmission

Port Introduction



- (1) OLED display, the screen displays the device name, IP address, device version number, DSP input and output channel levels
- (2) POWER: power indicator
- (3) HDMI input channel indicator
- (4) HDMI input signal selection button



- (5) USB3.0 HUB: can connect USB microphones and USB cameras, and distribute their signals to Type-C
- (6) Type-C: has input and output functions, supports mainstream software video conferencing such as Tencent Conference, DingTalk Conference, Skype, Zoom, etc., and transmits local and remote audio and video signals to each other
- (7) 1 HDMI output: switch any signal of the input channel to this channel through the buttons and user interface on the front panel
- (8) 4K60Hz 4:4:4: can connect 4 HDMI signals
- (9) Analog Mic/line input: 16 balanced analog audio inputs, independent microphone amplifier, phantom power
- (10) Analog line output: 8 balanced analog outputs, level and mute can be independently controlled by software
- (11) RS-232: used for third-party control of this device or this device outputs RS-232 protocol to control third-party devices
- (12) RESET: used to restore factory settings
- (13) Control network: used to connect Open Designer software to program, manage and control the device
- (14) Power supply: accepts power from detachable IEC cable

Specifications

Audio Processing		Video Processing	
Analog input/output channel	16x8	HDMI Input	4
Processor	ADI SHARC 21489@450 MHz SIMD	USB 3.0 Input	1
DSP processing capacity	400 MIPS, 1.6 GFLOPS	Type-C Output	1
Input gain	0/3/6/9/12/15/18/21/24/27/30/33/36/39/42/45/48 dB	HDMI Output	1
Frequency response	20Hz~20kHz (+0.04~-0.3dB)	Video Resolution	4K 60Hz 4:4:4
Maximum level	+18dBu	Switching Mode	Seamless switching
Sampling rate	48 kHz, 24Bit		
THD+N	<0.001% (1kHz, +4dBu A-weighted)		
Device noise	≤-95dB (A-weighted)		
Input common-mode rejection ratio (CMRR)	≥81dB@1kHz, 0dBu		
Output crosstalk	<-92dB@1kHz,0 Gain		
Input dynamic range	≥113dB		
Output dynamic range	≥113dB		
Equipment parameters			
Operating power supply	110-240VAC		

MDP1016D

Analog channels: 16x8
Dante channels: 16x16

AV Processing Center

The overall solution we provide integrates an audio processor and an HDMI matrix, providing users with comprehensive audio and video processing and management capabilities to meet the needs of various scenarios. The audio processor supports 8 analog inputs and 8 analog outputs to ensure high-quality audio transmission and processing. Advanced audio processing technology solves the problems of echo and noise during multi-person interaction. At the same time, our solution also includes 4x1HDMI+1-channel Type-C seamless video switching, supports switching of multiple signal sources, and provides clear and smooth video images. Intelligent control and synchronization technology ensures dual synchronization of cameras and video images, improving viewing experience and communication efficiency. Seamlessly connect to mainstream video conferencing software such as Tencent Conference, Zoom, etc., to provide users with a convenient conference experience.



ATS automatic threshold sensing automatic mixing technology



25x25 input and output audio mixing processing



Fully microphone-enabled voice-activated camera tracking technology



Both local sound system and remote conferencing



Full-duplex echo cancellation + noise suppression algorithm



Compatible with cloud conference platform and hardware remote conference platform



4 HDMI inputs, 1 HDMI output, 1 TypeC video capture



Support Type-C audio and video capture and USB3.0 audio playback and recording

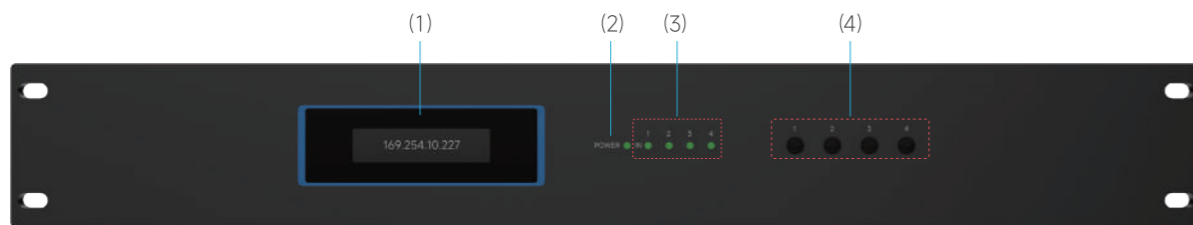


Supports 4K 60Hz 4:4:4

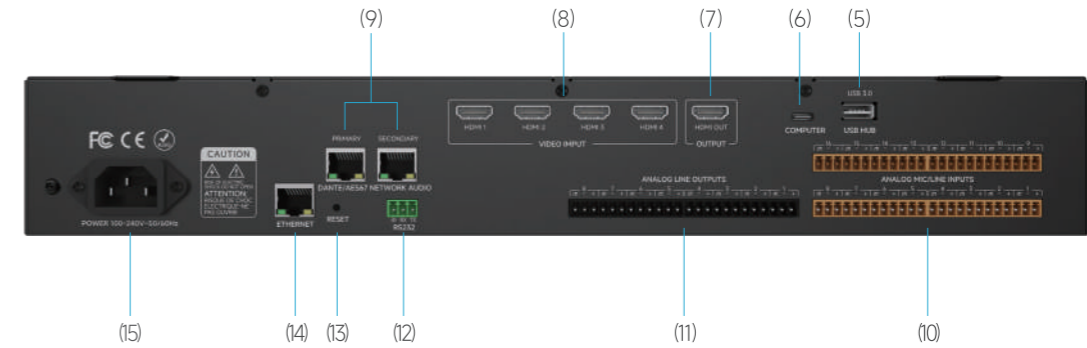


Supports Dante digital protocol, enabling efficient and low-latency digital transmission

Port Introduction



- (1) OLED display, the screen displays the device name, IP address, device version number, DSP input and output channel levels
- (2) POWER: power indicator
- (3) HDMI input channel indicator
- (4) HDMI input signal selection button



- (5) USB3.0 HUB: can connect USB microphones and USB cameras, and distribute their signals to Type-C
- (6) Type-C: has input and output functions, supports mainstream software video conferencing such as Tencent Conference, DingTalk Conference, Skype, Zoom, etc., and transmits local and remote audio and video signals to each other
- (7) 1 HDMI output: switch any signal of the input channel to this channel through the buttons and user interface on the front panel
- (8) 4K60Hz 4: 4: 4: can connect 4 HDMI signals
- (9) Dante port: provides 16x16 Dante network audio channels
- (10) Analog Mic/line input: 16 balanced analog audio inputs, independent microphone amplifier, phantom power
- (11) Analog line output: 8 balanced analog outputs, level and mute can be independently controlled by software
- (12) RS-232: used for third-party control of this device or this device outputs RS-232 protocol to control third-party devices
- (13) RESET: used to restore factory settings
- (14) Control network: used to connect Open Designer software to program, manage and control the device
- (15) Power supply: accepts power from a detachable IEC cable

Specifications

Audio Processing		Video Processing	
Analog input/output channel	16x8	HDMI Input	4
Dante input/output channel	16x16	USB 3.0 Input	1
Processor	ADI SHARC 21489@450 MHz SIMD	Type-C Output	1
DSP processing capacity	400 MIPS, 1.6 GFLOPS	HDMI Output	1
Input gain	0/3/6/9/12/15/18/21/24/27/30/33/36/39/42/45/48 dB	Video Resolution	4K 60Hz 4:4:4
Frequency response	20Hz~20kHz (+0.04\ -0.3dB)	Switching Mode	Seamless switching
Maximum level	+18dBu		
Sampling rate	48 kHz, 24Bit		
THD+N	<0.001% (1kHz, +4dBu A-weighted)		
Device noise	≤-95dB (A-weighted)		
Input common-mode rejection ratio (CMRR)	≥81dB@1kHz, 0dBu		
Output crosstalk	<-92dB@1kHz,0 Gain		
Input dynamic range	≥113dB		
Output dynamic range	≥113dB		
Equipment parameters			
Operating power supply	110-240VAC		

We understand that every engineering detail profoundly impacts user experience. To this end, we've specifically developed the ZhiHui Host Series with multiple advanced control interfaces designed for operational versatility: NCP-1: Remote control panel with 8-button, NCP-3: Remote control panel with knob and display, NCP-4: 4" Android touchscreen, This comprehensive ecosystem ensures seamless integration across AV control environments while maintaining intuitive operation.

NCP-1

Remote control panel with 8-button



Type	Wall-mounted
Programmable buttons	8
Knob	1
Control protocol	UDP
Function	User-defined
Network interface	1, 100Mbps RJ45, communication distance 100 meters
Power supply method	PoE
Appearance size (HxW)	156X96mm
Bottom box size (WxDxH)	152X84X50mm
Material color	Silver matte

NCP-3

Remote control panel with knob and display



Type	Wall-mounted
Display	1.13" OLED display
Knob	1 knob, supports up to 32 menu functions
Control protocol	UDP
Function	Supports user customization
Network interface	1, 100Mbps RJ45, communication distance 100 meters
Power supply method	PoE
Appearance size (HxW)	86X86mm
Bottom box size (WxDxH)	82X82X31mm
Material color	Silver matte

NCP-4

4" Android touchscreen



Resolution	480x480
Operating system	Android 10
Processor	Quad-core ARM Cortex A53 CPU 1.6GHz, 64-bit
Control protocol	UDP
Function	Supports user-defined operation interface
Network interface	1, 100Mbps RJ45, communication distance 100 meters
Power supply method	PoE & +12VDC
Power consumption	<100mW
Product size (WxDxH)	86.2 x 40.5 x 86.2mm
Opening size (WxDxH)	87.2 x 40.5 x 87.2mm

MDP Designer

Software Introduction

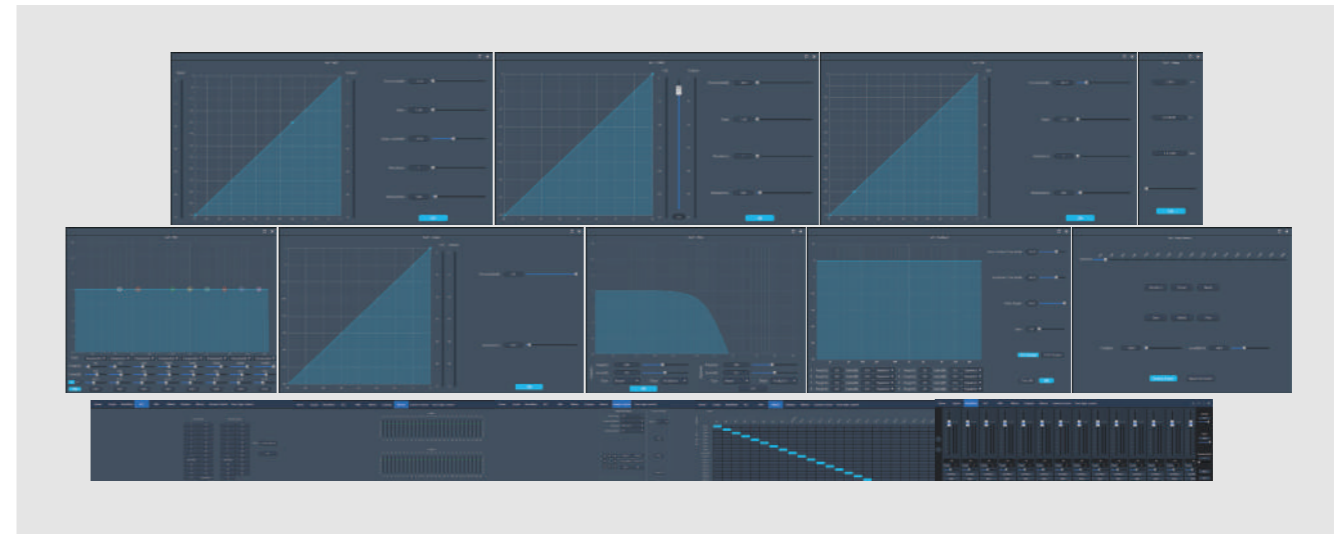
Overview

MDP Designer is an operating software specially designed for the MDP series of integrated smart conference solutions. The software includes four platforms: audio processing platform MDP Designer-Audio, camera pan/tilt operation platform MDP Designer-Camera, control logic operation platform MDP Designer-Control and user-defined interface production platform MDP Designer-Panel. The software can quickly and easily implement the deployment of the entire integrated audio and video solution instance.



Audio Processing Platform (MDP Audio-Designer)

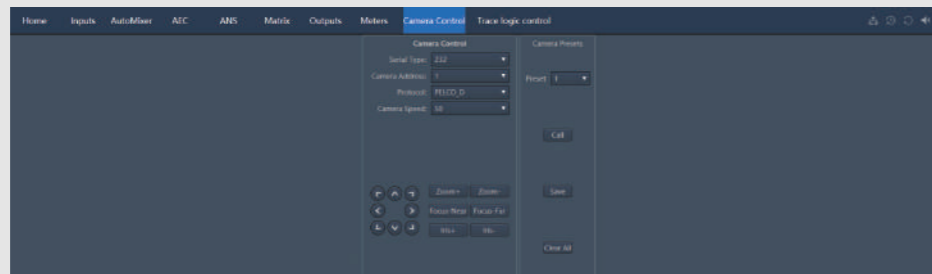
Each analog input of the audio processing includes analog microphone amplifier, phantom power supply, noise generator, expander, compressor, automatic gain, parametric equalization, high and low pass filter, feedback suppressor, ducker, 10-band GEQ, 15-band GEQ, 31-band GEQ, noise gate, delay, etc., and the processing signal chain can be customized. Each output channel includes high and low pass filter, 5-band PEQ, 12-band PEQ, 10-band GEQ, 15-band GEQ, 31-band GEQ, delay, limiter and other processing signal chains can be customized. Microphone management supports gain sharing automatic mixing and threshold automatic mixing with adaptive threshold sensing technology. Matrix routing supports Mixminus technology to achieve signal distribution and routing. Remote conference audio includes up to 512ms tail length and nonlinear filtering processing, and noise suppression can control noise for all input audio channels.



- All I/O channels can customize the processor sequence
- 200+usable modules (including expanders, compressors, automatic gain, parametric equalizers, graphic equalizers, high and low pass filters, feedback suppressors, duckers...)
- Gated automatic mixer supports adaptive threshold sensing algorithm to achieve speech without dropping words
- Ducker supports multi-level priority control
- Includes 0dBu level position scale indicator

Camera PTZ Operation Platform (MDP Designer-Control)

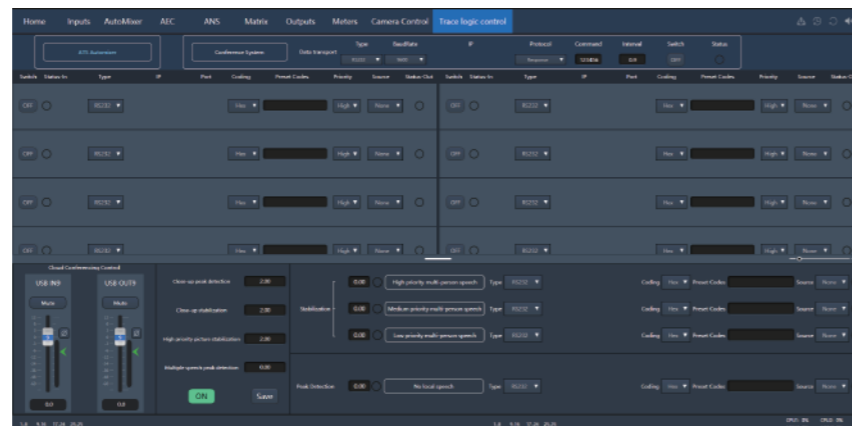
The camera PTZ operation platform supports operation and control of PTZ cameras through RS-232, TCP, UDP, PELCO-D, PELCO-P, VISCA and other protocols, and supports but is not limited to camera zoom, magnification, speed adjustment, aperture adjustment, preset position saving, preset position calling and other functions.



- Supports the control of multiple camera pan/tilts
- Supports the operation and control of pan/tilt cameras via RS-232, TCP, UDP, PELCO-D, PELCO-P, VISCA and other protocols
- Supports the saving and calling of camera zoom, magnification, speed, aperture, preset position adjustment

Control logic operation platform (MDP Camera-Designer)


The control logic operation platform supports channel ATS triggering automatic control of video switching and camera preset calls. It supports logic control calls in various speech scenarios. It supports three-level priority settings for microphones: high, medium and low, and supports hand-in-hand speech conference system code acceptance and forwarding logic control.



- Supports receiving up to 64 control codes and forwarding control logic output
- Supports receiving UDP, RS-232, TCP trigger protocol codes
- Supports setting three levels of priority for speaking seats: high, medium and low
- Supports logic control calls in various speaking scenarios

User-defined interface production platform (MDP Panel-Designer)

Users can freely edit and create control interfaces according to their preferences and needs to achieve personalized management of audio equipment. Whether it is volume control, mute setting, mode call, camera tracking start and stop, level display and other functions, users can easily achieve one-click operation through the customized interface. In addition, the platform also supports multiple languages to ensure that users around the world can enjoy a convenient operation experience.



iOS android Windows HarmonyOS

- Supports making control interfaces for IOS, Android, Windows, HarmonyOS platforms
- Customize the display size of the control interface
- Supports volume control, mute, mode call, camera tracking start and stop, level display, etc.
- Supports making control interfaces in multiple languages

Solution

01

Independent Channel Analog Microphone

02

Daisy Chain Conference System

03

Analog + Dante Network

What are the system features?

- Automatic camera tracking for local conference sound reinforcement of up to 32 independent microphones or up to 64 units of daisy chain conference system
- Support automatic close-up image tracking of 4-camera positions
- Support cloud conference platforms (Tencent Meeting, DingTalk, Feishu, Teams, Zoom, etc.)
- Support hardware remote conference platforms (Huawei, ZTE, Keda, Cisco, Polycom, etc.)

What problem does it solve?

- In a traditional conference, when there is only one camera, an independent picture is sent to the remote end, which makes it difficult for the remote end to see the speaker's status, or the remote end can only see the left or right side of the participant.
- In a traditional conference, people need to press a button to turn on the microphone before speaking.

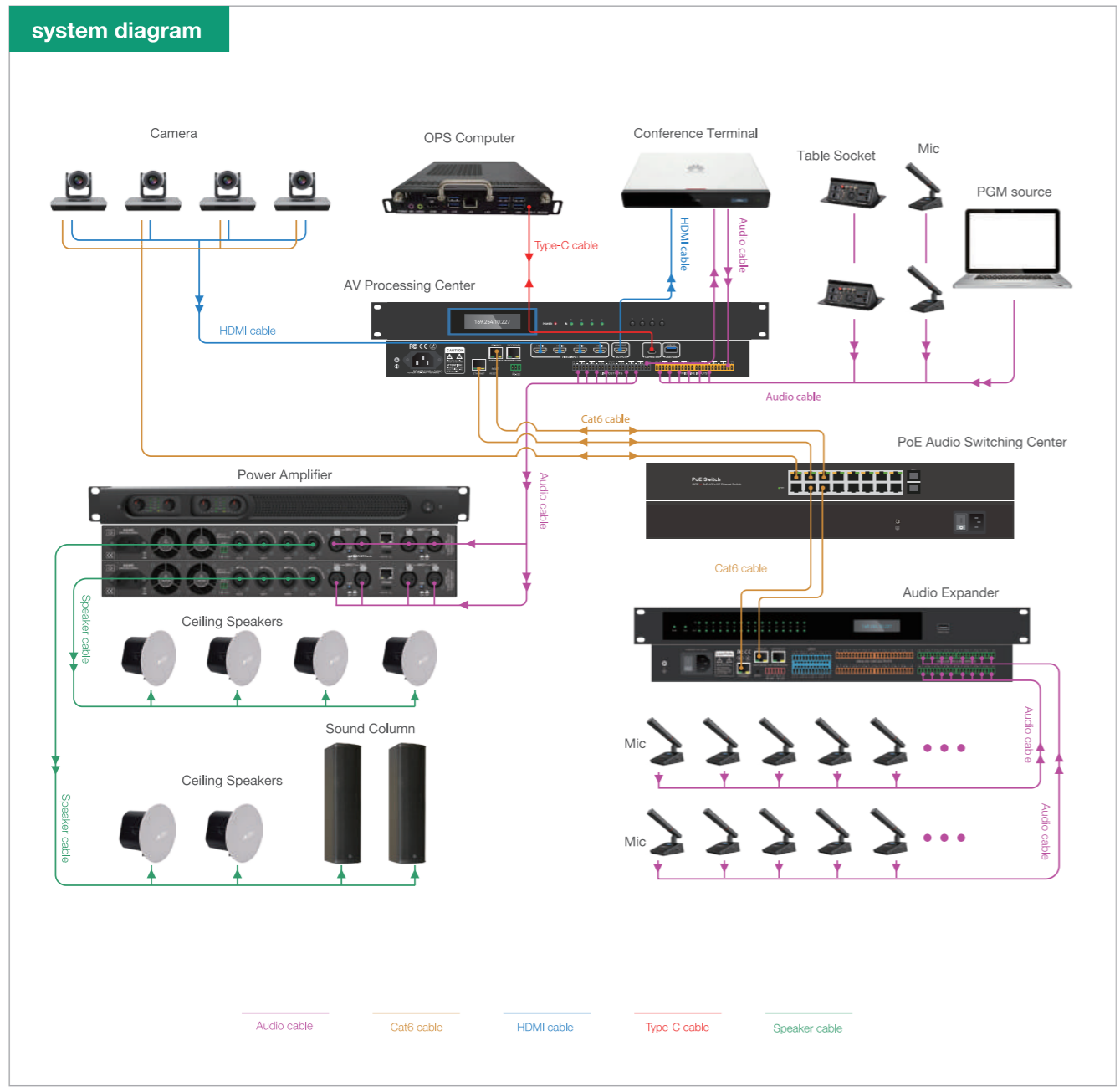
What results were achieved?

- ✓ Microphones are all on (no need to manually switch the microphones on and off, all microphones are on) without feedback
- ✓ Transient noise does not trigger camera tracking
- ✓ Customized tracking position in speaking state
- ✓ No echo in remote conferences
- ✓ Achieve close-up images of any speaking position to the remote end
- ✓ Set the tracking image priority of high, medium and low levels according to the level of the participants



Integrated audio and video solution for smart conferences

Independent channel analog microphone



Independent channel analog microphone

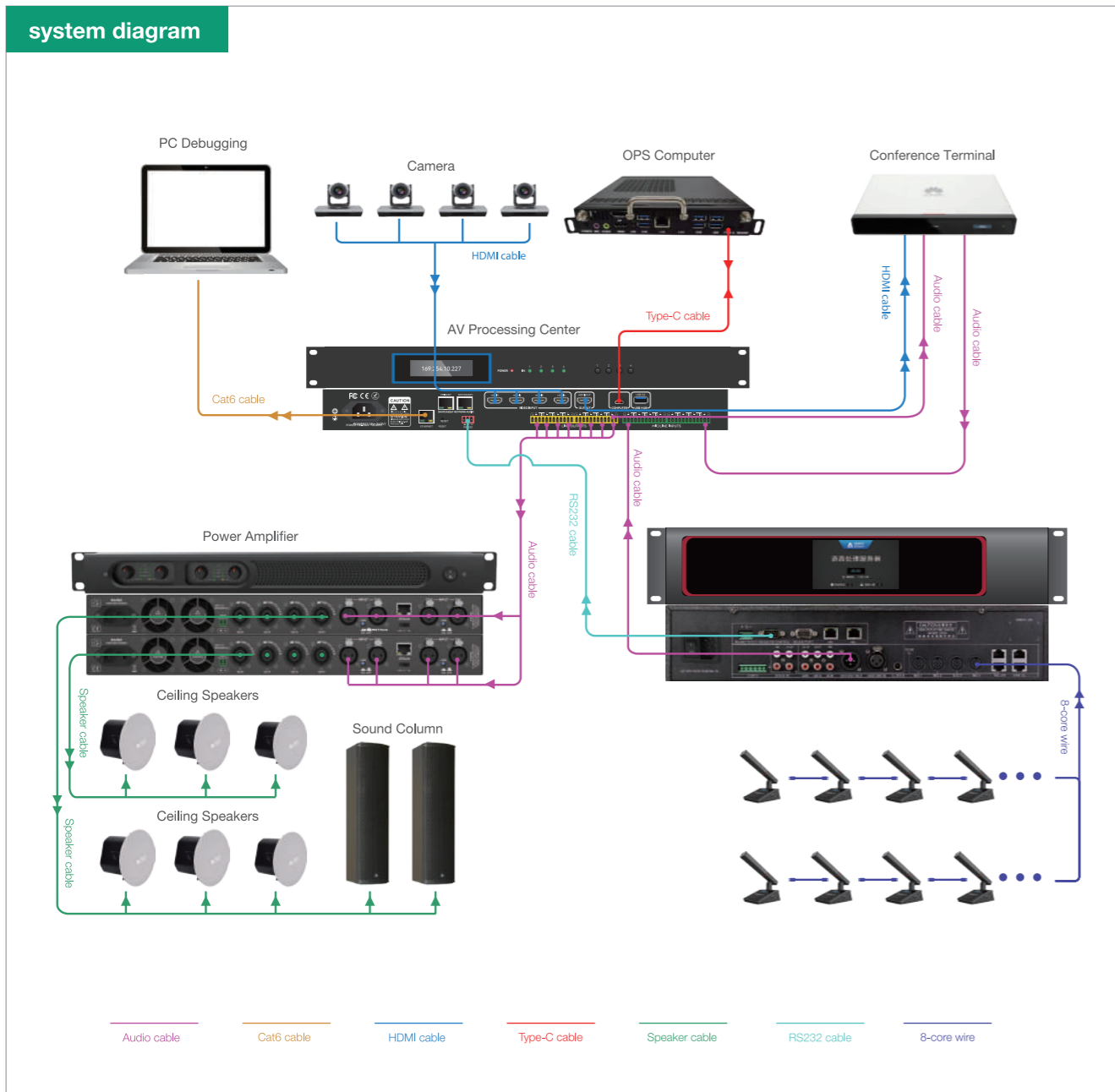
Configuration template List

(For a more detailed configuration list, please scan the QR code to download)

No.	Name	System requirements	Quantity	Unit	Function or remarks
1	Conference microphone	Recommended conference microphone with cardioid polar pattern		pieces	The number of microphones is determined by the number of seats, and the maximum number of microphone channels is 24.
2	Wireless handheld microphone	Normal wireless handheld microphone		sets	Configure wireless microphone + conference microphone channels as needed Total number not more than 24
3	AV Processing Center	Analog input and output channels: 8x8, Dante input and output channels: 16x16, 4-channel 4K4:4:HDMI input, 1-channel 4K4:4:HDMI output...		pieces	The machine has 8 analog input interfaces and 8 analog output interfaces. If more analog microphones are needed, an expander is required.
4	Wall touch screen control panel	Optional control panel NCP-1, NCP-3, NCP-4, NCP-8, CCP-4		pieces	Audio processing, video tracking processing, audio and video acquisition
5	Network switch	Ordinary Gigabit Network Switch		pieces	Camera control line connection, conference host connection, extender connection, select according to the number of devices, number of network interfaces
6	Conference camera	Support HDMI output, support UDP control		pieces	Configure as many cameras as needed, but no more than 4
7	Intelligent host extension	Analog input and output channels: 16x16 Dante input and output channels: 16x16		pieces	This is only required when the number of analog microphones exceeds 8.
8	Power amplifier	Optional rated power: 2*300W (8Ω), 2*500W (4Ω)		pieces	Select according to the speaker power, each speaker has an independent amplifier channel
9	Conference main speaker	8x3" column speaker		pieces	Select the power and type of the speaker according to the size and environment of the venue
10	Remote conference host	OPS or personal computer or dedicated conference cloud host		pieces	Computer or cloud conference host or hardware remote conference host
11	Conference room display system	Projector or LED display or conference tablet, etc.		sets	Conference room display equipment, example LED screen, projection system, etc.
12	Conference room video matrix	8X9 HDMI solidified seamless matrix, 1U		pieces	Optional, if the conference room has multiple screens or needs to be configured
13	Type C cable	Typec-TypeC cable, or TypeC-USB cable 15 meters		strip	Cable used to connect the Smart Meeting host to OPS or PC. The length is determined according to the device installation location.
14	HDMI cable	HDMI2.0, matching the camera output		strip	Determine the length based on the distance between the conference room camera location and the equipment room
15	Network cable	Connect to camera control, smart host control, Dante audio transmission		strip	Determine the number of network cables based on the number of devices that need to be connected to the switch
16	Power timer	8 channel output		pieces	Determine the number of power sequencers based on the number of devices required
17	Audio cable	Dual-core shielded analog audio cable		meter	Determine the length based on the distance between the microphone and the smart conference host
18	Audio connector	Microphone connectors and other audio connectors Save translation		pieces	The Smart Host comes with an audio input connector
19	Speaker cable	Choose wire diameter according to speaker power		meter	Determine the required cable length based on the distance from the equipment room to the speaker
20	Cabinet	19-inch professional cabinet		pieces	Determine the cabinet height based on the number of devices installed in the cabinet

Integrated audio and video solution for smart conferences

Daisy chain Conference System



Daisy Chain Conference System

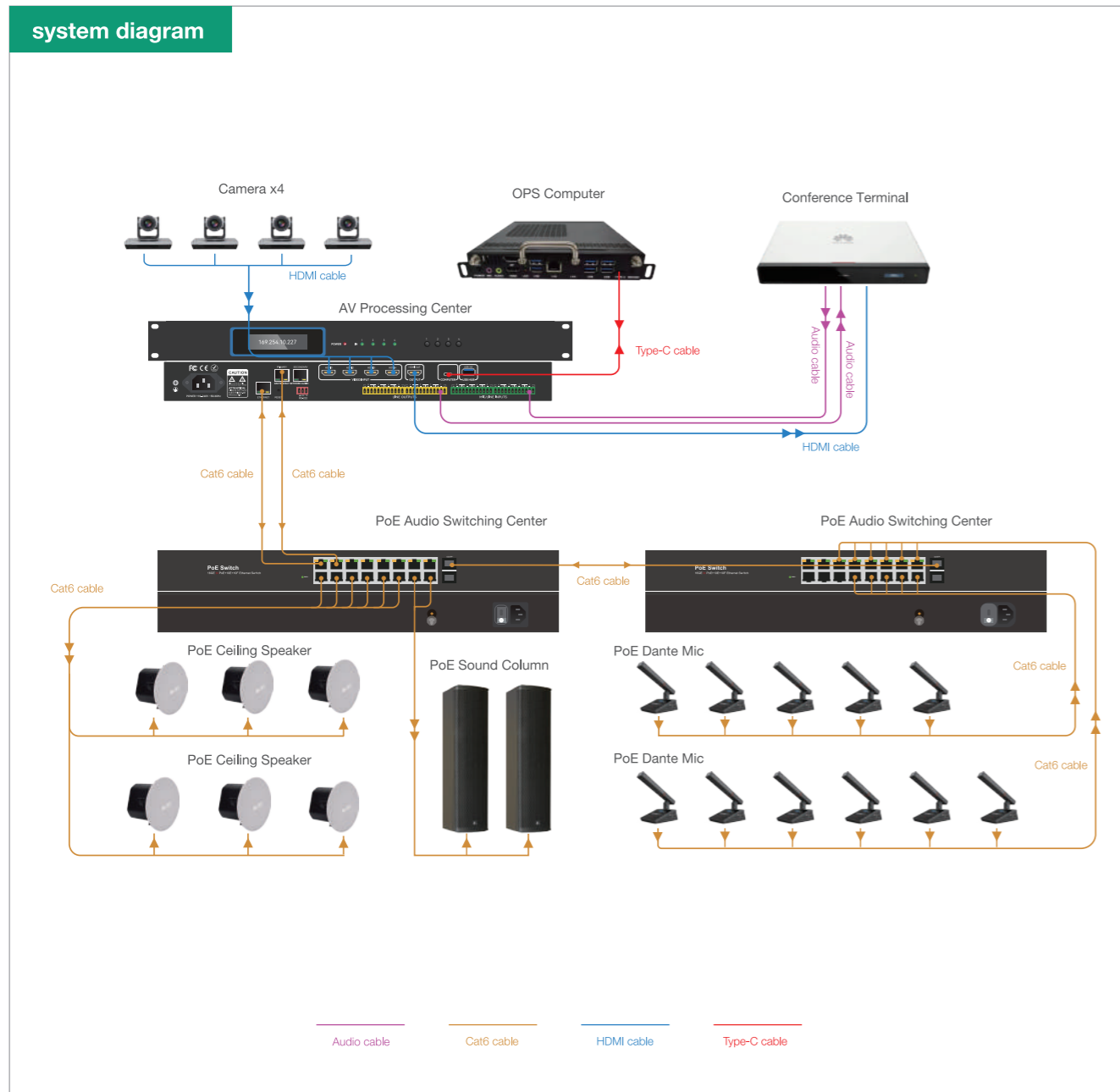
Configuration template List

(For a more detailed configuration list, please scan the QR code to download)

No.	Name	System requirements	Quantity	Unit	Function or remarks
1	Daisy chain conference system host	Recommended conference microphone with cardioid polar pattern		pieces	The number of chairman units and guest units shall not exceed 64.
2	Daisy chain conference system chairman unit	The chairman unit can trigger the host to output status code through the switch		pieces	The number of chairman units and guest units shall not exceed 64.
3	Daisy chain conference system guest unit	The chairman unit can trigger the host to output status code through the switch		pieces	The number of chairman units and guest units shall not exceed 64.
4	Wireless handheld microphone	Normal wireless handheld microphone		sets	The total number of wireless microphone + conference microphone channels shall not exceed 24
5	AV Processing Center	Analog input and output channels: 8x8, Dante input and output channels: 16x16, 4-channel 4K4:4:4HDMI input, 1-channel 4K4:4:4HDMI output...		pieces	The machine has 8 analog input interfaces and 8 analog output interfaces. If more analog microphones are needed, an expander is required.
6	Wall touch screen control panel	Optional control panel NCP-1, NCP-3, NCP-4, NCP-8, CCP-4		pieces	Audio processing, video tracking processing, audio and video acquisition
7	Network switch	Ordinary Gigabit Network Switch		pieces	Camera control line connection, conference host connection, extender connection, select according to the number of devices, number of network interfaces
8	Conference camera	Support HDMI output, support UDP control		pieces	Configure as many cameras as needed, but no more than 4
9	Power amplifier	Optional rated power: 2*300W (8Ω), 2*500W (4Ω)		pieces	Select according to the speaker power, each speaker has an independent amplifier channel
10	Conference main speaker	8x3" column speaker		pieces	Select the power and type of the speaker according to the size and environment of the venue
11	Remote conference host	OPS or personal computer or dedicated conference cloud host		pieces	Computer or cloud conference host or hardware remote conference host
12	Conference room display system	Projector or LED display or conference tablet, etc.		sets	Conference room display equipment, example LED screen, projection system, etc.
13	Conference room video matrix	8X9 HDMI solidified seamless matrix, 1U		pieces	Optional, if the conference room has multiple screens or needs to be configured
14	Type C cable	Typec-TypeC cable, or TypeC-USB cable 15 meters		strip	Cable used to connect the Smart Meeting host to OPS or PC. The length is determined according to the device installation location.
15	HDMI cable	HDMI2.0, matching the camera output		strip	Determine the length based on the distance between the conference room camera location and the equipment room
16	Network cable	Connect to camera control, smart host control, Dante audio transmission		strip	Determine the number of network cables based on the number of devices that need to be connected to the switch
17	Power timer	8 channel output		pieces	Determine the number of power sequencers based on the number of devices required
18	Audio cable	Dual-core shielded analog audio cable		meter	Determine the length based on the distance between the microphone and the smart conference host
19	Audio connector	Microphone connectors and other audio connectors		pieces	The Smart Host comes with an audio input connector
20	Speaker cable	Choose wire diameter according to speaker power		meter	Determine the required cable length based on the distance from the equipment room to the speaker
21	Cabinet	9-inch professional cabinet		pieces	Determine the cabinet height based on the number of devices installed in the cabinet

Integrated audio and video solution for smart conferences

Analog + Dante network



Analog + Dante network

Configuration template List

(For a more detailed configuration list, please scan the QR code to download)

No.	Name	System requirements	Quantity	Unit	Function or remarks
1	Analog conference microphone	Recommended conference microphone with cardioid polar pattern		pieces	The number of microphones is determined by the number of seats, and the maximum number of microphone channels is 8.
2	Dante conference microphone	Recommended cardioid Danye conference microphone		pieces	No more than 16 Dante microphones per system
3	Wireless handheld microphone	Normal wireless handheld microphone		sets	The total number of wireless microphone + conference microphone channels shall not exceed 24 Save translation
4	AV Processing Center	Analog input and output channels: 8x8, Dante input and output channels: 16x16, 4-channel 4K4:4:HDMI input, 1-channel 4K4:4:HDMI output...		pieces	The machine has 8 analog input interfaces and 8 analog output interfaces. If more analog microphones are needed, an expander is required.
5	Wall touch screen control panel	Optional control panel NCP-1, NCP-3, NCP-4, NCP-8, CCP-4		pieces	Audio processing, video tracking processing, audio and video acquisition
6	POE network switch	Gigabit network switch, POE output power can match the speaker		pieces	Camera control line connection, conference host connection, speaker connection, Dante microphone connection, select according to the number of devices, number of network interfaces
7	Conference camera	Support HDMI output, support UDP control		pieces	Configure as many cameras as needed, but no more than 4
8	Dante conference speaker	Support Dante network audio, power matching POE switch		pieces	Select the power and type of the speaker according to the size and environment of the venue
9	Remote conference host	OPS or personal computer or dedicated conference cloud host		pieces	Computer or cloud conference host or hardware remote conference host
10	Conference room display system	Projector or LED display or conference tablet, etc.		sets	Conference room display equipment, example LED screen, projection system, etc.
11	Conference room video matrix	8X9 HDMI solidified seamless matrix, 1U		pieces	Optional, if the conference room has multiple screens or needs to be configured
12	Type C cable	Typec-TypeC cable, or TypeC-USB cable 15 meters		strip	Cable used to connect the Smart Meeting host to OPS or PC. The length is determined according to the device installation location.
13	HDMI cable	HDMI2.0, matching the camera output		strip	Determine the length based on the distance between the conference room camera location and the equipment room
14	Network cable	Connect to camera control, smart host control, Dante audio transmission		strip	Determine the number of network cables based on the number of devices that need to be connected to the switch
15	Power timer	8 channel output		pieces	Determine the number of power sequencers based on the number of devices required
16	Audio cable	Dual-core shielded analog audio cable		meter	Determine the length based on the distance between the microphone and the smart conference host
17	Audio connector	Microphone connectors and other audio connectors		pieces	The Smart Host comes with an audio input connector
18	Speaker cable	Choose wire diameter according to speaker power		meter	Determine the required cable length based on the distance from the equipment room to the speaker
19	Cabinet	19-inch professional cabinet		pieces	Determine the cabinet height based on the number of devices installed in the cabinet